

# Green Audit Report (2023-24)

## of

# SIR RASHBEHARI GHOSH MAHA VIDYALAYA



VILL+P.O.- UKHRID, P.S.- KHANDAGHOSH, DIST.- PURBA  
BARDHAMAN, PIN- 713142, WEST BENGAL

CONTACT NO: 7431866072  
EMAIL: [srgm\\_burdwan@rediffmail.com](mailto:srgm_burdwan@rediffmail.com)

## Contents:

SI No	Subjects	Page Number
1	Introduction	4
2	Green Audit Working Team (2023-24)	4
3	Need for Green Audit	1-5
4	Methodology for Green Audit	5-6
	On-site Visit	6
	Focus Group Discussion	6
	Energy and waste management Survey	6
5	Target Areas of Green Auditing	7
	Energy Consumption	7
	Heating, Ventilation, and Air Conditioning (HVAC)	7
	Energy Awareness	7-9
	Waste Management	9, 10
	Composting	10
	Water Usage	11-12
	Water management table	12
	Tabular data detailing the subject at hand	12-13
6	Transportation	16
	Public Transport	17
	Electric Vehicles	18
7	Overall Environmental Awareness	18-21
	Curriculum Integration	18
	Student Engagement	21
8	Green Campus	24
	Flora Diversity	24-30
	Faunal Diversity	30
9	Plantation of Wild type Medicinal plants	30-31
	CARBON FOOT PRINT ASSESSMENT	32-36
10	Conclusion	39

**Certificated ISO base**

## 1. Introduction:

The results and conclusions and suggestions from a thorough green audit carried out at SIR RASHBEHARI GHOSH MAHAVIDYALAYA are presented in the report that continues. The audit's goals were to evaluate the institute's environmental impact and spot areas where sustainability may be improved. The audit addressed topics like journeys, disposal of trash, water use, electricity consumption, and general environmental awareness.

## Green Audit Working Team (2023-24):

Sl No	Name of the Members	Designation
1.	Dr Debabrata Ghosh	Principal
2.	Dr Ankur Konar	IQAC Coordinator
3.	Purnabrata Koner	SACT
4.	Tanmoy Ghosh	SACT
5.	Sufal Das	SACT
6.	Koushik Ghosh	Temporary Clerk
7.	Abul Basar Layek	Temporary Peon

## 2. Need for Green Audit:

Green audits, also known as environmental audits or sustainability audits, are becoming more and more necessary in today's society for several reasons:

**(a) Environmental Impact:** Green audits assist in evaluating and reducing an organization's negative environmental impact. They assess variables like energy use, waste production, water use, and emissions, identifying areas that might be improved to lessen environmental harm.

**(b) Regulatory Compliance:** Businesses must abide by the environmental laws and standards that have been set in many nations. Green audits assist businesses in complying with regulations and avoiding fines or other legal repercussions for non-compliance.



**(c) Cost Reduction:** Green audits can reveal inefficiencies and wasteful behaviours within a company, opening up chances for cost savings. Businesses can apply methods to save operational costs and boost overall efficiency by analyzing energy usage, resource consumption, and waste management.

**(d) Reputation and Stakeholder Expectations:** Consumers and other stakeholders now demand more environmentally conscious company practices. Green audits offer organization transparency and prove its dedication to sustainability, strengthening its reputation and fostering trust among clients, staff, investors, and communities.



**(e) Risk Management:** Environmental hazards can have serious financial and reputational ramifications for firms, including pollution events, regulatory non-compliance, and supply chain interruptions. By evaluating environmental management systems, ensuring sufficient controls are in place, and putting preventative

measures in place to deal with possible problems, green audits assist in identifying and mitigating these risks.

**(f) Continuous Improvement:** Green audits encourage a continuing commitment to sustainability rather than being one-time events. Organizations can see trends, set goals, and implement improvement initiatives by routinely evaluating and tracking environmental performance. This iterative process promotes a culture of sustainability and propels long-lasting transformation.

**(g) Sustainable Development Goals (SDGs):** An international framework for solving urgent environmental and social issues is provided by the Sustainable Development Goals. Organizations can better align their operations with these objectives with the aid of green audits, paving the way for a more just and sustainable future. To evaluate, enhance, and confirm environmental performance, green audits are essential. They allow companies to control risks,



comply with rules, cut costs, improve reputations, and support sustainable development.

### 3. Methodology for Green Audit:



Audits of an organization's environmental performance and practices are known as "green," "environmental," or "sustainability" audits. They entail assessing the company's influence on the environment, resource usage, waste management, and adherence to environmental legislation. Here is a procedure for

carrying out a green audit:

- (a) Planning:
- (b) Identify audit team and resources:
- (c) Develop an audit plan: Create a detailed plan outlining audit activities, timelines, responsibilities, and communication channels.
- (d) Data Collection:
- (e) Gather information:
- (f) Conduct site visits and interviews:
- (g) Review documentation:
- (h) Evaluation and Analysis:
- (i) Assess environmental impacts:
- (j) Evaluate compliance:
- (k) Identify strengths and weaknesses:
- (l) Quantify results:
- (m) Reporting:
- (n) Prepare an audit report:
- (o) Communicate results:
- (p) Follow-up and Improvement:
- (q) Develop an action plan:
- (r) Monitor progress:
- (s) Continuous improvement:

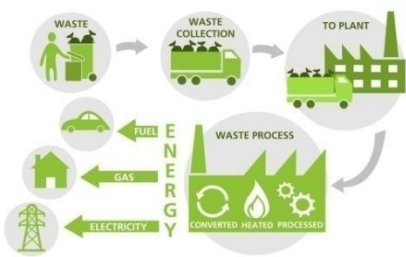
The methodology adopted to conduct the Green Audit of the Institution had the following components.

### 3.1. On-site Visit :

The Green Audit Team carried out the five-day field trip. The tour's main goal was to evaluate the Institution's waste management procedures, energy conservation tactics, and other aspects of its green cover. The protocols for sample collection, preservation, and analysis were followed scientifically.

### 3.2. Focus Group Discussion :

The nature club, staff, and management members participated in focus group discussions on various facets of the green audit. Identification of attitudes and awareness towards environmental issues at the institutional and local levels was the main topic of discussion.



### 3.3. Energy and waste management Survey:

The audit team evaluated the institute's waste generation, disposal, and treatment facilities as well as its energy usage pattern with the assistance of teachers and students. A comprehensive questionnaire survey method was used to carry out the monitoring.

## 4. Target Areas of Green Auditing:

### Green Energy :

A process for resource management includes a green audit. The actual usefulness of green audits lies in the fact that they are conducted at predetermined intervals and that the results might show improvement or change over time, even though they are individual events. The concept of an eco-campus primarily emphasizes the effective use of energy and water, the reduction of waste output or pollution, and economic efficiency.

These indications are evaluated during the "Green Auditing of this Educational Institute" procedure. In order to reduce emissions, obtain a reliable and affordable energy supply, promote personal responsibility, encourage and improve energy conservation, reduce the institute's energy and water use, reduce waste going to landfills, and incorporate environmental considerations into all contracts and services deemed to have significant environmental impacts, Eco-campus focuses on these goals. Water, energy, trash, and green campus are the focus topics for this green audit.

a) **LED Lights**- are used in whole campus to save electricity.

b) **Sensor based energy conservation**- Institutes wash rooms and most prominent places are well equipped with sensor based lighting & electric appliances.

## 4.1. Energy Consumption:

**4.1.1. Lighting:**The audit showed that many of the institute's lighting fixtures were ineffective and outdated. It is advised to use natural light whenever possible, add occupancy sensors, and swap out conventional light bulbs for energy-efficient LED ones.

### Details electrical requirements:

SL	Electrical Devices	Number	Power (Watt)	Usage Time (Hr / Day)
1	Normal Tube light	20	40 watt	10 AM to 5 PM
2	LED Tube light	60	20watt	10 AM to 5 PM
3	Normal Bulb	02	60watt	10 AM to 5 PM
4	LED Bulb	17	09watt	10 AM to 5 PM
5	Ceiling Fan	79	52watt	10 AM to 5 PM
6	Stand Fan	02	160watt	10 AM to 5 PM
7	LED Metal	03	130watt	6 PM to 6 AM
8	Exhaust Fan	01	65watt	10 AM to 5 PM

### Details of Energy Consumption

DESCRIPTION	2021-22	2022-23	2023-24
<b>Total energy generated on campus, including others (in KWH)</b>	<b>nil</b>	<b>nil</b>	<b>nil</b>
<b>Total energy consumed based on electricity bill (in KWH)</b>	<b>2987 KW</b>	<b>3504 KW</b>	<b>3308 KW</b>

Lets understand  
**ENERGY MANAGEMENT SYSTEM**



navitasolar  
sustainable | smart | secure

## 4.1.2. Heating, Ventilation, and Air Conditioning (HVAC):

Indo Road, Madhyamgram, Kolkata-700130

Mob: 7595069903, Email ID: [managementsystemconsultancy@gmail.com](mailto:managementsystemconsultancy@gmail.com)


Website: [www.managementsystemconsultancy.com](http://www.managementsystemconsultancy.com)

The HVAC systems were discovered to be working less efficiently than necessary. Energy usage can be considerably decreased by switching to energy-efficient HVAC equipment, using programmable thermostats, and performing routine maintenance.

**4.1.3. Energy Awareness:** The institute should promote energy conservation practices among employees and students. Campaigns, educational activities, and financial incentives for energy-saving projects can all help achieve this.

## 4.2. Waste Management:

**4.2.1. Recycling:** Although there were recycling containers all across the campus, the audit showed that there was a lack of effective separation and information about recyclable products. Increased recycling rates can be achieved by upgrading signage, giving clear instructions and implementing a comprehensive recycling education programme.



**4.2.2. Composting:** Composting can help drastically reduce the quantity of garbage dumped in landfills while also producing beneficial compost for campus landscaping and gardening.

**Table: Different types of waste generated in the institute and their disposal**

Types of waste	Particulars	Disposal method
E-Waste	Computers, electrical and electronic parts	Store these in a separate room, and we can start selling them directly after a certain amount of time.
Plastic waste	Pen, Refill, Plastic water bottles and other plastic containers, wrappers etc	Items made of plastic that are only intended to be used once, such as bottles, jars, and bags. Encourage people to use water bottles and other containers that may be reused. Establish distinct recycling containers for plastic garbage, and after a

		predetermined period of time, we will be able to begin selling the collected recyclables directly.
Solid wastes	Paper waste, Damaged furniture, paper plates, food wastes	Reuse after maintenance energy conversion. Installing composting systems on a institute campus will allow for the conversion of discarded food into nutrient-dense compost that may be used in the campus landscaping or in community gardens. Another option is for institutions to form partnerships with farmers in the surrounding area to collect food waste.

## Vermy compost-

**Composting Unit-** It is manufactured a composting unit at GHRCE to dispose the brown waste of college campus. The unit comprising of cylindrical barrel with the adjustment of rotation to take out the decomposed matter. The brown waste means dry leaves form the campus is collected and applied to the unit and after 30 days, compost received for the application to gardening of college garden.



### 4.3. Water Usage:

**4.3.1. Water Fixtures:** Numerous locations within the institute had outdated and ineffective water fixtures, which caused excessive water use. Water resources can be saved by swapping these fixtures for low-flow models and encouraging staff and students to practice water-saving habits.



#### Details of Water Consumption:

DESCRIPTION	2021-22	2022-23	2023-24
Capacity of Rain Water Harvesting	NIL	NIL	NIL
Total energy generated on campus, including others (in KWH)	1757 lit	1993 lit	1801 lit
Total energy consumed based on electricity bill (in KWH)	Rs 1180/-	Rs 1150/-	Rs 1120/-

#### Water management table:

Water Management Tasks	Frequency	Responsible Party
Routine examination of water	Monthly	Green Audit Working Team

supplies		
Testing for drinking water quality	Half-yearly	Do
Awareness of water conservation	Half-yearly	Green Audit Working Team & various department
Infrastructure for water distribution that needs upkeep and repair	As needed	Caretaker
Reporting and analysis of water use	Annually	Green Audit Working Team & Caretaker
Learn what causes excessive water consumption.	As needed	Caretaker

### Tabular data detailing the subject at hand:

Sl No	Parameters	Response
1	Source of water	Underground, & Rain Harvesting Water <b>Note:</b> The ground's water serves as a drinking water supply for around 500 people, including students and staff members.
2	Source of Drinking Water	Ground's water, 2 numbers water purifier
3	Any treatment for drinking water	Nil, 2 numbers water purifier <b>Note:</b> Water purifiers have been installed in 1-2 numbers on each floor and are maintained for 3–4 months afterward.
4	What is the total number of motors that are used?	02 numbers
5	What is the total number of water tanks? Capacity of tank	4 numbers @ 1000 liters each
6	Tap water	22 numbers
	Quantity of water	100 liters/per day

	pumped every day	
<b>7</b>	Do you waste water, and if so, why?	No
<b>8</b>	How much water is required for gardening purposes?	50 liters/per day
<b>9</b>	How many water coolers are there in total?	01
<b>10</b>	Do you have access to rainwater harvesting?	Yes
<b>11</b>	Any leaky taps	None
<b>12</b>	Daily amount of water that is lost.	Not applicable
<b>13</b>	Is there any kind of plan for the management of water?	Raise public awareness regarding the importance of water conservation, the prevention of pollution, and the implementation of sustainable water management practices. Unambiguous water rights and equitable water allocation regulations should be established to ensure that water is distributed fairly among the many different users.
<b>15</b>	Have any methods for conserving water been implemented?	Rainwater Harvesting

## Water management (Aquaguard/Water Tap)

**Rain water harvesting** is carried out in the institute on priority basis. Institutes visionary management identified water scarcity problems in coming future and permitted for RWH for whole campus.

**Rain water harvesting tanks-** There are 2 tanks constructed in the campus to store the rain water. The capacity of first tank is 50000 litre which is located at garden and capacity of another tank is 50000 litre which is located in front of workshop. A bore well recharge pit is also available in campus to recharge the ground water with rain water & RO rejected water.

## 4.4. Transportation:

**4.4.1. Public Transport:** Cycle, van, Rikhsa, bus, Toto etc.

## 4.5. Overall Environmental Awareness:

**4.5.1. Curriculum Integration:** The institution can integrate environmental awareness and sustainability into its curriculum across various subject areas. This strategy will guarantee that students receive instruction and training in environmental stewardship, encouraging sustainable thinking.

Environmental awareness across different subjects	Parameters	Program time
Language Arts	Discuss texts from literature that are in some way connected to topics concerning the environment, such as conservation or environmental advocacy. Compose poetry or essays that argue for the protection of the environment and use persuasion. Conduct research on a variety of environmental topics, then present your findings. Through various awareness programs, they understand the environmental laws and regulations that apply on the local, national, and international levels. Discuss the roles that governments, NGOs, and people play in the effort to solve environmental problems. Investigate the environmental concerns from both a historical and cultural point of view.	Whole year
Arts	Investigate the causes of climate change and	Whole year

	<p>possible solutions to the problem. Analyse the impact that human activities have had on different landscapes as well as the distribution of natural resources. Studies should be done on urbanization, logging, and industry's impact on the natural environment. Investigate geographical approaches to resolving environmental issues, such as environmentally responsible land management planning.</p>	
NSS	<p>To enhance the amount of green cover and fight deforestation, organizing tree-planting events in local communities and educational institutions is important. To combat littering and to encourage a clean environment, it is important to organize routine clean-up efforts in public places like parks and beaches. To educate both students and members of the general public about environmental issues such as climate change, waste management, renewable energy, and conservation, workshops and seminars should be organized. It should be a priority to create opportunities for individuals to engage with the natural world and develop a sense of ownership over its preservation through participating in hikes and other outdoor activities. To raise awareness about environmental issues and motivate people to take action, you might use social media, posters, and booklets.</p>	Whole year

**4.5.2. Student Engagement:** A culture of sustainability can be promoted among students by supporting student-led projects, creating environmental groups, and holding awareness events and workshops.

**Tree Plantation-** Every year GHRCE holds tree plantation program by planting trees in & outside. In all 200+ trees have been planted in the institute & 200+ planted outside the campus during last 3 years. Distribution of trees to faculty members is another initiative by NSS Cell. This activity was done under the “Vasantrao Naik Harit Maharashtra Abhiyan” of Government of Maharashtra. The various species of trees like Amla, Guava, Sitafal, Setu & Lemon was distributed. 50 teaching and non- teaching staff was benefitted by distribution of plants. All staff were asked to take selfie with planted tree and take one minute video during plantation & submit to the NSS cell. The motto behind this program is to take care of every plant individually by staff throughout year and nourish it carefully.

## 5. Green Campus:



## 5.1. Floral Diversity:

The following are some actions to take into account when setting up a plantation programme at your institute:



- Organise a group of academics, employees, and students who are interested in managing the plantation programme. Assign roles and duties to make the execution go smoothly.

- Consult with local forestry professionals or environmental groups to discover native or adapted tree species that are well-suited to the climate, soil, and goal of the plantation programme. Research and choose suitable tree species.

- To obtain the necessary approvals or permits for planting trees on campus or in the neighborhood, check with the institute administration or other appropriate

authorities.


- Look into possible funding options, including grants, sponsorships, or collaborations with nearby companies or environmental organizations. This will aid in defraying the price of buying trees, equipment, and other required supplies.

- Establish the plantation event's date, time, and venue. Plan the delivery of the trees, tools, and equipment to the planting location. Make sure that safety precautions are in place, including appropriate instruction on planting methods and equipment use.

- Promote the planting programme within the campus community by using various communication channels, such as posters, social media, emails, and word-of-mouth, in order to raise awareness and find volunteers. Encourage everyone to volunteer, including alumni, faculty, staff, and students.
- Volunteers should be gathered at the planting site on the appointed planting day. Give them the equipment, instructions, and direction they need to plant trees correctly. Foster a sense of accomplishment and community pride while fostering teamwork.
- Stress the significance of taking care of the freshly planted trees. This could entail routine weeding, mulching, watering, and pest or disease inspection. To guarantee the long-term well-being and survival of the trees, think about setting up a system for volunteers or staff members.
- After the plantation programme, evaluate the impact and accomplishment of the effort. Keep an eye on the trees' growth and survival rate. To determine areas for improvement and to organize upcoming plantation programmes, collect participant and stakeholder input.

## 5.2. Faunal Diversity:

Studying faunal diversity can increase awareness about environmental challenges and conservation's significance. institutes that are home to a wide variety of animal species may be more likely to adopt environmentally friendly policies and methods of operation to safeguard the campus environment and the people who live there.



### Birds Diversity:

A population of birds that is rich in variety is indicative of an ecosystem that is robust and thriving. Seed dispersal, the control of insect populations, and pollination are just a few of the many important functions that different species of birds perform to help maintain ecological

equilibrium. They provide a contribution to the campus's general diversity of flora and fauna.

## 6. Plantation of Wild type Medicinal plants:

Two medicinal gardens were developed at our institute premises. Many wild medicinal plant varieties were lost daily due to anthropogenic activities and pollution.

After identifying these plants, we conserve these through propagation in our medicinal gardens. Any interested people or agencies can access it through the proper channel. Medicinal garden



is a specific area inside the grounds of a institute that is dedicated to the cultivation and upkeep of a wide range of different sorts of medicinal plants. As a n educational and research resource, it makes it possible for students, faculty members, and researchers to investigate and gain knowledge on medicinal plants' varied qualities and applications. Culturing a medicinal garden on a institute campus can confer major value and benefits to the surrounding academic community and society.

## CARBON FOOT PRINT ASSESSMENT

**ABOUT:** Carbon Footprint is a measure of total quantity of green house gases being emitted by an individual or an Institution as a result of its daily activities. Carbon



Footprint tells the impact on the environment due to various activities inside the campus and quantifies the same in the form of total greenhouse gases being emitted. The most common greenhouse gases are carbon dioxide, water vapor, methane, nitrous oxide and ozone. Of all the greenhouse gases, carbon

dioxide is the most prominent greenhouse gas, comprising 402 ppm of the Earth's atmosphere. There lease of carbon dioxide gas into the Earth's atmosphere through

human activities is commonly known as carbon emissions. The question is what should be done to reduce carbon emissions. Many colleges want to reduce their carbon dioxide (CO<sub>2</sub>) emissions but it is a difficult task, given a range of factors determine carbon emissions, including mobility, waste, and energy consumption. So, gaining insight into CO<sub>2</sub> emissions is extremely important. An important aspect of doing a carbon foot print audit is to account the carbon foot print of the campus by determining the net amount of greenhouse gas emitted from various activities in the campus so that the can adopt better ways to reduce its carbon foot print. One aspect is to consider the d travelled and mode of travel used to commute between home and students and staffs. So the carbon foot print auditing determine the total carbon foot print of the campus and analyzes whether the campus is eco- friendly and follows environmentally sustainable practices. It is therefore essential that any environmentally responsive Institution shall examine its carbon footprint.

## *Key Methodologies adopted for Carbon Footprint Audit*

1. A walk through survey was conducted in the entire campus to observe various greenhouse gas emission points.
2. Base Line data was collected by face to face/distributing online question through Google form. To the students and staff also by conducting interviews among staff.
3. Walk through survey and base line data collection was done between was done between 2023-24 seccion.
4. Based on the data collected, the Green House Gas Emission as CO<sub>2</sub> Eq from the various sources was calculated.
5. Observation was done to see whether if the authorities have implementedany Carbon Footprint Reduction Strategy.

## *Carbon Footprint Auditing-Key Findings*

Feasible emission inventories were selected to analyze the carbon footprint of the campus. The inventory survey was done for one academic year. The selected



car for 1000km can produce about 200-230 kg of carbon dioxide into the atmosphere. If a person travels by a bus for 1000 km, it can add 1075 kg of CO<sub>2</sub> to his/her Carbon footprint. Worldwide, the fossil fuels used for transportation contribute over 13% of GHG emissions.

The approximate transportation details for the Institution campus like the type of vehicle, No. of vehicles and the fuel used were collected. The carbon dioxide emitted from petrol is less compared to that of diesel. The Carbon footprint by the emission inventory transportation will be quite high.

It was noted that there was no direct transportation under the control of institution but institution encourages Staffs and others to use Electronic Vehicle.

### Campus: 6.2 Acre

SL	Name	Scientific Name	Number
1	Shirish	<i>Albizia lebbek</i>	16
2	Sonajhuri	<i>Acacia auriculiformis</i>	703
3	Neem	<i>Azadirachta indica</i>	14
4	Mango	<i>Mangifera indica</i>	17
5	Shishu	<i>Dalbergia sissoo</i>	34
6	Babla	<i>Vachellia nilotica</i>	04
7	Lemon	<i>Citrus Limon</i>	05
8	Jujube (Kul)	<i>Ziziphus mauritiana</i>	05
9	Palm	<i>Arecaceae</i>	10
10	Mehogony	<i>Swietenia macrophylla</i>	02
11	Jamun (Jam)	<i>Syzygium cumini</i>	02
12	Wild Mango (Amra)	<i>Spondias mombin</i>	01

## **Solid waste**

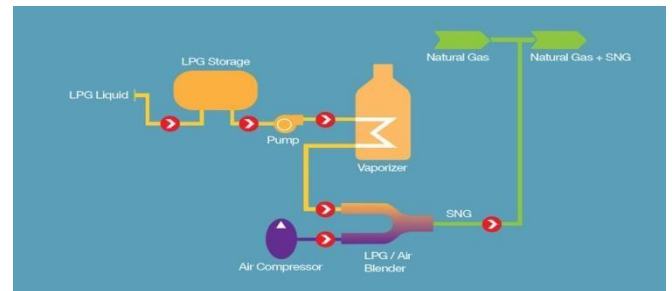


Generally, 1kg of solid waste is generated percapita per day. For high income countries, the solid waste generation is 1.1 – 5 kg percapita per day. For middle income countries, it is 0.52-1 kg and for low income countries the value is

0.450.89 kg/ capita/ day. One kilogram of solid waste can emit about 0.125 kg of carbon. Solid Waste emits less amount of carbon dioxide compared to other emission inventories considered. Their Solid waste disposal process found ok, so exposure is less.

## **LPG And Natural Gas**

The consumption of 1L of LPG can release 1.5kg of CO<sub>2</sub> to the atmosphere. Also, burning of wood (250kg) can add 33kg of CO<sub>2</sub> to the Carbon footprint. It was noted that the Institution uses normal limit of LPG as required.



## **Carbon Footprint Analysis**

Carbon footprint analysis can be done by suitably combining data collected with respective emission factor of the selected emission inventories. Table represents emission factors of the selected inventories.

## **Best Practices Observed in the Institution–Carbon Footprint Reduction**

- Restriction of personal vehicle inside the campus enhancing reduction of carbon footprints.
- Use of battery operated Vehicles to commute inside the campus.
- Blending of Conventional fuel with biodiesel generated from Waste Cooking Oil thereby reducing the carbon footprint.
- Use of limited LPG to Run the Kitchen
- Use of Walk ways to commute short distances
- All over the Campus the Green Area much more then the Working area.

## SUGGESTIONS AND RECOMMENDATIONS

- The use of plastic products should be banned in the College campuses.
- There is urgent need to form a Green Monitoring Team. The priority of this body is to maintain the greenery of the College campuses
- The Green Monitoring Team should consist of members from teaching staffs, non-teaching staffs, students and if possible, try to include some local interested people.
- Vermicompost facility may be practiced, the product of which can be used as manure or fertilizer for plantation purpose.
- Sustainable use of resources and ecological balance of the College campuses must be maintained throughout the year.
- Increase the use of Electrical vehicle to reduce the pollution.
- Encourage to reduce dairy and meat in take - No Meat Mondays! Animal products makeup 18% of greenhouse gas emissions. By replacing one or two of weekly meat and dairy meals to a vegetarian option, can help reduce emissions
- Encourage use of Bicycles.
- Improve garden: To grow healthy plants, you also need healthy soil. Improving soil quality is an ongoing process for a gardener. Good, rich in nutrients, and friable soil will offer the plants everything all on its own. Thus, you would need lesser fertilizers and pesticides.
- Promote awareness buildup programme on Environmental Issues time to time

## **Conclusion:**

Focus on Environmental is applicable. The SIR RASHBEHARI GHOSH MAHAVIDYALAYA have proper plan for Future Development on Environmental expect.

We have also suggest them how to improve the Environmental expect in a better way.  
Audit conducted by “Management System Consultancy”

Auditor

*Amalesh K. Mandal*



Amalesh Kumar Mandal

(IRCA Accredited Lead Auditor on Quality, Environment, Energy Management System, Empanelled Auditor from IAF accredited Certification Body, Energy Management System Auditor from National Productivity Council, Environment Management System personnel from National Safety Council, ISO 17020:2012 Competence Certified for Quality Council of India and Carbon Footprint Calculator Certified from BSI)

*Dr. Debabrata Ghosh*  
PRINCIPAL  
Sir Rashbehari Ghosh Mahavidyalaya  
Utkhrid (Khandaghorh)  
Purba Bardhaman, W.B.-713142

Dr. Debabrata Ghosh

PRINCIPAL, SIR RASHBEHARI GHOSH MAHAVIDYALAYA